


Description

A72 Series is designed to provide overcurrent protection to 72Vdc maximum voltage with a maximum 40A short circuit rating.

Features



- 72Vdc max voltage w/max 40A short circuit rating
- RoHS compliant, Lead-Free and HalogenFree*
- Resettable feature
- Ideal for a broad range of general electronics using a low voltage power supply

Agency Approvals

Agency	File Number
	E472196
	pending

Applications

- Load protection on wide range of low voltage power supplies
- Computers
- Computers peripherals
- General electronics

Regulation	Standard
	2002/95/EC
	EN14582

Performance Specification

Model	V _{max} (V dc)	I _{max} (A)	I _{hold} @25°C (A)	I _{trip} @25°C (A)	P _d Typ. (W)	Maximum Time To Trip		Resistance		
						Current (A)	Time (Sec)	R _{i min} (Ω)	R _{i max} (Ω)	R _{1max} (Ω)
A72-020	72	40	0.20	0.40	0.52	1.00	3.6	1.50	2.84	4.49
A72-025	72	40	0.25	0.50	0.52	1.25	3.2	1.00	1.95	3.00
A72-030	72	40	0.30	0.72	0.59	1.50	3.0	0.76	1.38	2.20
A72-040	72	40	0.40	0.80	0.66	2.00	3.8	0.45	0.88	1.40
A72-050	72	40	0.50	1.00	0.80	2.50	4.0	0.40	0.79	1.20
A72-065	72	40	0.65	1.30	0.90	3.25	5.3	0.27	0.50	0.74
A72-075	72	40	0.75	1.50	0.95	3.75	6.3	0.18	0.42	0.62
A72-090	72	40	0.90	1.80	1.00	4.50	7.2	0.14	0.33	0.49
A72-110	72	40	1.10	2.20	1.51	5.50	8.2	0.14	0.27	0.40
A72-135	72	40	1.35	2.70	1.71	6.75	9.6	0.12	0.21	0.32
A72-160	72	40	1.60	3.20	1.98	8.00	11.4	0.09	0.16	0.24
A72-185	72	40	1.85	3.70	2.10	9.25	12.6	0.08	0.14	0.21
A72-250	72	40	2.50	5.00	2.50	12.50	15.6	0.05	0.10	0.15
A72-300	72	40	3.00	6.00	2.80	15.00	19.8	0.04	0.08	0.12
A72-375	72	40	3.75	7.50	3.20	18.75	24.0	0.03	0.06	0.10
A72-500	72	40	5.00	10.0	3.20	18.75	24.0	0.02	0.06	0.10

I_{hold} = Hold Current. Maximum current device will not trip in 25°C still air.

I_{trip} = Trip Current. Minimum current at which the device will always trip in 25°C still air.

V_{max} = Maximum operating voltage device can withstand without damage at rated current (I_{max}).

I_{max} = Maximum fault current device can withstand without damage at rated voltage (V_{max}).

P_d = Power dissipation when device is in the tripped state in 25°C still air environment at rated voltage. R_i

_{min/max} = Minimum/Maximum device resistance prior to tripping at 25°C.

R_{1max} = Maximum device resistance is measured one hour post reflow.

CAUTION : Operation beyond the specified ratings may result in damage and possible arcing and flame.

Environmental Specifications

Test	Conditions	Resistance change
Passive aging	+85°C, 1000 hrs.	±5% typical
Humidity aging	+85°C, 85% R.H. , 168 hours	±5% typical
Thermal shock	+85°C to -40°C, 20 times	±33% typical
Resistance to solvent	MIL-STD-202,Method 215	No change
Vibration	MIL-STD-202,Method 201	No change

Ambient operating conditions : - 40 °C to +85 °C

Maximum surface temperature of the device in the tripped state is 125 °C